

social statistics for a diverse society

Social Statistics for a Diverse Society: Understanding the Complexities of Our Communities

social statistics for a diverse society offer a crucial lens through which we can understand the fabric of modern communities. As societies become increasingly multicultural and multifaceted, grasping the nuances behind social data is more important than ever. These statistics don't just represent numbers; they tell stories about identity, inclusion, inequality, and opportunity. Exploring these social metrics helps policymakers, researchers, and citizens alike navigate the complexities of diversity with empathy and precision.

Why Social Statistics Matter in a Diverse Society

Social statistics capture vital information about populations, including demographics, economic status, education, health, and social behaviors. In a diverse society, these numbers highlight disparities and commonalities across various groups defined by race, ethnicity, gender, socioeconomic background, and more. Understanding these patterns is essential for crafting effective public policies and fostering social cohesion.

For example, data on educational attainment among different ethnic groups can reveal systemic inequalities that need addressing. Similarly, employment statistics categorized by gender and ethnicity shed light on persistent wage gaps and workplace discrimination. Without these insights, efforts to promote equity may miss the mark or overlook vulnerable segments of the population.

The Role of Intersectionality in Social Data

One of the challenges in social statistics for a diverse society is the concept of intersectionality—the idea that individuals belong to multiple social categories simultaneously, which interact to shape their experiences. For instance, the challenges faced by women of color may differ significantly from those faced by white women or men of color. Collecting and analyzing data that accounts for these overlapping identities leads to a more comprehensive understanding of social dynamics.

By incorporating intersectional data, researchers can identify unique barriers and opportunities faced by subgroups within the population. This approach encourages tailored interventions rather than one-size-fits-all solutions, making policies more effective and inclusive.

Key Social Indicators to Watch in Diverse Communities

When examining social statistics for a diverse society, several key indicators come into focus:

Demographic Trends

Tracking changes in population size, age distribution, and ethnic composition helps reveal how societies evolve. For instance, many countries are experiencing increasing diversity due to immigration and higher birth rates among minority populations. These shifts influence everything from educational needs to healthcare services and urban planning.

Economic Disparities

Income inequality and unemployment rates often vary significantly across different groups. Social statistics can uncover which communities face higher poverty levels or limited access to quality jobs. Understanding these economic disparities enables governments and organizations to target resources effectively.

Educational Achievement

Data on school enrollment, graduation rates, and literacy levels across diverse groups show where educational gaps exist. These gaps often correlate with other social challenges, such as lower employment prospects and health outcomes. Addressing educational inequality is a cornerstone of building a more equitable society.

Health Outcomes

Health disparities are a prominent concern in diverse societies. Statistics related to access to healthcare, prevalence of chronic diseases, and mental health conditions often reveal significant differences between groups. Social determinants of health—like housing, nutrition, and social support—play a crucial role and are captured through detailed social data.

How Social Statistics Inform Policy and Community Initiatives

Reliable social data is the backbone of informed decision-making. Policymakers rely on

these statistics to design programs that promote inclusion and reduce inequality. For example, if data shows a particular ethnic group has lower vaccination rates, public health campaigns can be tailored to address cultural barriers and misinformation within that community.

Community organizations also use social statistics to advocate for resources and design interventions that meet the specific needs of their populations. Whether it's improving language access services or creating job training programs for underrepresented groups, data-driven approaches increase effectiveness.

Improving Data Collection Methods

To truly capture the diversity of society, data collection techniques must evolve. Traditional surveys and censuses may overlook marginalized populations or fail to capture the full complexity of identities. Incorporating qualitative research, community-based participatory methods, and leveraging technology can enhance the richness and accuracy of social statistics.

Additionally, transparency about how data is collected and used builds trust among diverse communities. It encourages participation and ensures that social statistics reflect lived experiences fairly and respectfully.

The Impact of Social Statistics on Social Cohesion and Equity

When used thoughtfully, social statistics for a diverse society can foster greater understanding and solidarity among different groups. They illuminate shared challenges and highlight contributions made by various communities. This awareness promotes empathy and combats stereotypes or misinformation.

Moreover, data-driven insights help dismantle structural inequalities by revealing where systemic barriers exist. For example, identifying disparities in criminal justice outcomes or housing access allows for targeted reforms that promote fairness.

Encouraging Inclusive Narratives Through Data

Statistics are often perceived as cold or abstract, but they have the power to tell compelling stories about human experiences. Presenting social statistics alongside personal narratives and community voices creates a richer, more relatable picture of diversity.

Media, educators, and leaders who use inclusive data narratives can challenge prejudices and encourage dialogue. This approach nurtures a sense of belonging and shared purpose essential for social harmony.

Challenges and Ethical Considerations in Social Statistics

Collecting and interpreting social statistics for a diverse society is not without challenges. Issues such as privacy concerns, data bias, and misinterpretation can arise. For instance, data may inadvertently reinforce stereotypes if presented without context or nuance.

Ethical data practices involve safeguarding individuals' confidentiality, ensuring representativeness, and engaging communities in the research process. Researchers and policymakers must be vigilant to avoid using statistics to stigmatize or marginalize groups further.

The Importance of Continuous Monitoring

Societies are dynamic, and so are the patterns revealed by social statistics. Continuous data collection and analysis allow for timely responses to emerging issues. This ongoing process helps track progress toward equity goals and adjust strategies as needed.

By maintaining a commitment to quality, transparency, and inclusivity in social statistics, societies can better navigate the complexities that diversity brings.

In today's interconnected world, social statistics for a diverse society serve as both a mirror and a map. They reflect the realities of varied experiences while guiding efforts to build more just and inclusive communities. Embracing the insights these statistics offer equips us to celebrate diversity not just as a demographic fact but as a source of strength and innovation.

Frequently Asked Questions

What is the importance of social statistics in understanding a diverse society?

Social statistics provide quantitative data that help analyze and understand the characteristics, behaviors, and outcomes of different social groups within a diverse society, enabling informed policymaking and promoting social equity.

How do social statistics address issues of inequality in a diverse society?

Social statistics identify disparities in areas such as income, education, health, and employment among various demographic groups, highlighting inequalities and guiding efforts to develop targeted interventions and policies to reduce these gaps.

What challenges arise when collecting social statistics in a diverse society?

Challenges include ensuring representative sampling across different cultural and ethnic groups, overcoming language barriers, addressing mistrust in data collection processes, and accounting for diverse social norms that may affect responses.

How can social statistics be used to improve social services in multicultural communities?

By analyzing data on the needs, access, and outcomes of various cultural groups, social statistics help tailor social services to be culturally sensitive, equitable, and effective, ensuring that diverse populations receive appropriate support.

What role does technology play in advancing social statistics for diverse societies?

Technology facilitates the collection, analysis, and dissemination of large-scale social data, allowing for more timely, accurate, and granular insights into diverse populations, and enabling better tracking of social trends and disparities.

Additional Resources

Social Statistics for a Diverse Society: Understanding the Data Behind Diversity and Inclusion

social statistics for a diverse society provide critical insights into the fabric of modern communities, revealing patterns, disparities, and opportunities in increasingly heterogeneous populations. As societies worldwide become more multicultural and inclusive, the role of social statistics grows in importance, serving as a foundational tool for policymakers, social scientists, and community leaders seeking to understand and address the complexities of diversity.

The intersection of demographics, economics, education, and social behavior within diverse populations demands a nuanced approach to data collection and analysis. Social statistics not only quantify diversity in terms of ethnicity, language, and culture but also explore related dimensions such as income inequality, access to education, employment disparities, and social mobility. By examining these factors through rigorous data-driven methods, stakeholders can better navigate the challenges and harness the benefits of diversity.

Analyzing Diversity Through Social Statistics

Social statistics for a diverse society encompass a broad spectrum of indicators that collectively paint a picture of inclusivity and disparity. These indicators include

demographic composition, socioeconomic status, health outcomes, and civic participation, among others. Understanding these metrics provides a multidimensional view of how diversity manifests in everyday life and social structures.

Demographic Composition and Its Implications

One of the most fundamental aspects of social statistics in diverse societies is the demographic breakdown by race, ethnicity, gender, age, and immigration status. For example, in the United States, the 2020 Census highlighted that over 40% of the population identified as belonging to a racial or ethnic minority group, signaling a significant shift from previous decades. This demographic shift impacts everything from educational needs to healthcare services and urban planning.

Moreover, social statistics reveal the varying rates of population growth among different groups. Immigrant populations, for instance, tend to grow faster than native-born populations in many countries, contributing to cultural diversification and also posing integration challenges. Tracking these trends allows governments and organizations to tailor policies that support equitable access to resources and opportunities.

Socioeconomic Disparities Within Diverse Populations

While diversity enriches societies, social statistics often uncover persistent socioeconomic disparities that disproportionately affect minority groups. Income inequality remains a critical area of concern, with data showing that certain ethnic minorities consistently earn less than their majority counterparts. According to a 2022 report by the Pew Research Center, median household incomes for Black and Hispanic families in the U.S. were approximately 60-70% of those for White families.

Employment statistics also highlight gaps in job opportunities and wage equity. Unemployment rates for minority populations tend to be higher, and representation in high-paying or leadership roles remains limited. Educational attainment statistics further complicate this picture, as systemic barriers often lead to lower graduation rates and reduced access to higher education for marginalized communities.

Social Integration and Civic Engagement

Social statistics also measure the degree of integration and participation of diverse groups within society. Indicators such as voter turnout, community involvement, language proficiency, and intergroup relations provide insights into social cohesion and potential areas of tension.

Language and Cultural Barriers

Language proficiency is a vital factor influencing social integration. According to data from the Migration Policy Institute, over 20% of the U.S. population speaks a language other than English at home. While bilingualism can be an asset, limited proficiency in the dominant language often correlates with reduced access to healthcare, education, and employment, as well as lower civic participation.

Social statistics track the prevalence of bilingual education programs and community support services aimed at reducing language barriers. These efforts are essential in fostering inclusivity and ensuring equal opportunities across diverse linguistic groups.

Voter Participation and Political Representation

Civic engagement is another critical dimension measured through social statistics. Voter turnout among minority groups often lags behind national averages, influenced by factors such as disenfranchisement, socioeconomic status, and political mobilization efforts. For instance, the 2020 U.S. presidential election saw increased voter participation among Hispanic and Asian American communities, yet disparities remain when compared to White voters.

Political representation data further illustrates challenges faced by minorities in achieving proportional representation in legislative bodies. Increasing diversity in elected offices is widely regarded as essential for addressing the unique needs and perspectives of diverse constituencies.

Challenges and Opportunities in Collecting Social Statistics

Gathering accurate and comprehensive social statistics for a diverse society involves methodological complexities and ethical considerations. Issues such as underreporting, data privacy, and the categorization of identity require careful attention.

Data Collection Methodologies

Traditional survey methods may overlook or misclassify individuals from certain backgrounds due to language barriers, mistrust, or cultural misunderstandings. Innovative approaches, including community-based participatory research and the use of administrative data, are increasingly employed to capture more representative data.

The categorization of race and ethnicity itself poses challenges. Social statistics must balance between granularity and practicality, often grouping diverse subpopulations into broad categories that may obscure important differences. Efforts to refine classification systems continue, aiming to better reflect the lived realities of diverse groups.

Ethical and Privacy Concerns

Ensuring confidentiality and ethical use of social statistics is paramount. Minority groups may be vulnerable to stigmatization or discrimination if data are misused. Transparent data governance and community engagement in the research process help mitigate these risks.

The Role of Social Statistics in Policy and Social Change

Ultimately, social statistics for a diverse society are instrumental in informing evidence-based policies that promote equity and inclusion. By identifying disparities and tracking progress, these data guide interventions in education, healthcare, housing, and employment.

For example, targeted programs addressing educational achievement gaps rely on detailed social statistics to allocate resources effectively. Similarly, public health initiatives use demographic and socioeconomic data to tailor services for underserved communities, improving outcomes and reducing inequities.

Social statistics also empower advocacy groups by providing empirical support for legal and social reforms. In an era where diversity is both a strength and a challenge, the ongoing collection and analysis of social data remain crucial to building societies that are not only diverse but also just and inclusive.

As the landscape of diversity continues to evolve, so too must the frameworks and methodologies used to understand it. Social statistics serve as both a mirror reflecting societal realities and a compass guiding the journey toward greater social cohesion and opportunity for all.

Social Statistics For A Diverse Society

Find other PDF articles:

<https://old.rga.ca/archive-th-095/files?trackid=HCP40-5316&title=hesi-a2-study-guide-free.pdf>

social statistics for a diverse society: Social Statistics for a Diverse Society Chava Frankfort-Nachmias, Anna Leon-Guerrero, 2016-12-29 This Eighth Edition of Social Statistics for a Diverse Society continues to emphasize intuition and common sense, while demonstrating that social science is a constant interplay between methods of inquiry and important social issues. Recognizing that today's students live in a world of growing diversity and richness of social differences, authors Chava Frankfort-Nachmias and Anna Leon-Guerrero use research examples that show how statistics is a tool for understanding the ways in which race, class, gender, and other categories of experience

shape our social world and influence social behavior. In addition, guides for reading and interpreting the research literature help students acquire statistical literacy, while SPSS demonstrations and a rich variety of exercises help them hone their problem-solving skills.

social statistics for a diverse society: *Social Statistics for a Diverse Society Bundle [With DVD ROM and Access Code]* Chava Frankfort-Nachmias, Anna Leon-Guerrero, 2010-04

social statistics for a diverse society: *Social Statistics for a Diverse Society* Chava Frankfort-Nachmias, Anna Leon-Guerrero, 2009 Order the SPSS Student Version (ISBN: 978-1-4129-6883-6) of this text and your students will be able to practice SPSS (version 16.0) on their laptops in the convenience of their dorm rooms (rather than in the computer labs) for just \$25 more than the text alone. In this Fifth Edition of their best-selling *Social Statistics for a Diverse Society*, Chava Frankfort-Nachmias and Anna Leon-Guerrero use straightforward, conversational prose and emphasize common sense as they demonstrate the link between the practice of statistics and important social issues. *Social Statistics for a Diverse Society* helps students learn key sociological concepts through real research examples related to the dynamic relationship between race, class, gender, and other social variables. An emphasis on SPSS® for Windows (version 16.0) throughout the book, in conjunction with General Social Survey data, introduces one of the most commonly used analytical software packages in the field. Each chapter ends with a demonstration of a related SPSS procedure, along with a set of useful exercises to help students practice what they learn. New and Retained Features New and updated real-world examples, drawn from a wide range of sources, including news stories, government reports, scholarly research, the National Opinion Research Center General Social Survey and the Monitoring the Future Survey, help students combine an understanding of statistics with an increased understanding of social issues Significant student-friendly reorganization of the text provides descriptive and inferential statistics in discrete units first, followed by coverage of data analysis Updated statistical applications in examples now include social issues beyond race and gender, such as class and mobility Reading the Research Literature sections in most chapters help students read and interpret statistical information in professional and scholarly publications Fully revitalized learning aids, including new end-of-chapter exercises, Learning Checks, and Statistics in Practice and A Closer Look boxes A new data set available on the Study Site applies to criminology and social work research issues Ancillaries Instructor Resources on CD-Rom feature a new test bank with a wide variety of test questions, PowerPoint slides for each chapter, illustrations from the book, and teaching tips. Contact Customer Care at 1-800-818-SAGE (7243). A Student study site at www.pineforge.com/frankfort-nachmiasstudy5 contains interactive quizzes, e-flashcards, data sets, online research activities, SAGE journal articles and more. *Social Statistics for a Diverse Society*, Fifth Edition is appropriate for use in Introduction to Statistics, Social Statistics, Research Methods and Data Analysis courses in all of the social sciences. á

social statistics for a diverse society: Essentials of Social Statistics for a Diverse Society Anna Leon-Guerrero, Chava Frankfort-Nachmias, 2015 A briefer version of the successful *Social Statistics for a Diverse Society*, which is currently in its seventh edition. A focus on race, class, gender and other aspects of social diversity sets the book apart from others in the field.

social statistics for a diverse society: *Social Statistics for a Diverse Society* Chava Frankfort-Nachmias, Frankfort Nachnuas, 1998-12

social statistics for a diverse society: *Social Statistics for a Diverse Society With SPSS Student Version* Chava Frankfort-Nachmias, Anna Leon-Guerrero, 2005-07-27 Written especially for undergraduate students taking their first course in social statistics, this highly accessible bestselling text has been thoroughly revised and updated with the latest General Social Survey data. This new Fourth Edition maintains the same informal, conversational writing style along with the many pedagogical features have led to the previous editions' widespread success. It also introduces new social issues, including more analysis of cultural diversity. In this Fourth Edition, the authors have introduced a strong global perspective by using real-life examples from the International Social Survey Programme that help expand the students' analytical focus beyond the United States.

social statistics for a diverse society: Essentials of Social Statistics for a Diverse Society

Anna Leon-Guerrero, Chava Frankfort-Nachmias, 2011-09-30 Essentials of Social Statistics for a Diverse Society provides students with a briefer, less expensive version of the successful Social Statistics for a Diverse Society now in its Sixth Edition. As in the parent text, this concise statistics text puts a strong emphasis on the theme of diversity which is illustrated through the use of real data in examples from contemporary social issues. The book's informational and inviting writing style, coupled with the use of real-world examples, makes the book a more accessible and engaging resource for students.

social statistics for a diverse society: Social Statistics for a Diverse Society Standard Version 5th Ed + Using Spss for Social Statistics and Research Methods 2nd Ed Chava Frankfort-Nachmias, Anna Leon-Guerrero, 2009-05-28 This bundle is just \$2 more than the price of the Frankfort-Nachmias text alone and provides students with a valuable guide to using SPSS. Social Statistics for a Diverse Society, 5th Edition teaches basic statistics while incorporating real research examples related to the dynamic interplay of race, class, gender and other social variables within our society and our global neighbours. The text includes resources designed to support effective teaching: illustrations showing how statistical concepts are used to interpret social issues, guides for reading and interpreting the research literature, SPSS demonstrations, and a rich variety of exercises. This new edition has been substantially reorganized, to include: Descriptive and inferential statistics in discrete units, followed by coverage of data analysis Social issues beyond race and gender, for example, class and mobility New end-of-chapter exercises A fresh data set for criminology and social work Fully updated features, including 'Learning Checks', 'Statistics in Practice', 'A Closer Look' boxes and other helpful devices Using SPSS for Social Statistics and Research Methods, Second Edition shows readers how to use SPSS software in statistical data analysis. This fully updated Second Edition features images and directions drawn from SPSS Version 17.0 and now uses the latest version of the GSS (General Social Survey) as a secondary data set.

social statistics for a diverse society: Social Statistics for a Diverse Society With SPSS Student Version 11.0 Chava Frankfort-Nachmias, Anna Leon-Guerrero, 2002-04-18 This groundbreaking textbook uses real-world research examples and data to provide a revealing introduction to social science statistics. The Third Edition of this widely adopted text effectively links social issues and sociological concepts with statistical techniques. Realizing that students may lack a substantial math background, or suffer from math anxiety, the material in this book is presented using straight-forward prose that emphasizes intuition, logic, and common sense rather than rote memorization. Throughout the text instructors are provided with resources to support effective teaching: illustrations showing how statistical concepts are used to interpret social issues, guides for reading and interpreting the research literature, SPSS demonstrations, and a rich variety of exercises. The user-friendly, informal style of this innovative text has been widely applauded by students and instructors alike.

social statistics for a diverse society: Essentials of Social Statistics for a Diverse Society Anna Y. Leon-Guerrero, Chava Frankfort-Nachmias, Georgiann Davis, 2020-10-16 Essentials of Social Statistics for a Diverse Society, by Anna Leon-Guerrero, Chava Frankfort-Nachmias, and Georgiann Davis, is a briefer version of the successful Social Statistics for a Diverse Society, and as in the parent text, the use of real data about contemporary social issues sets this book apart from others in the field. The text explains how to compute and interpret basic descriptive and inferential statistics while teaching and reinforcing important sociological concepts. In every chapter, the authors demonstrate how statistics is an important tool for studying and understanding the role of race, class, gender, and other statuses in a pluralistic society like the United States.

social statistics for a diverse society: Social Statistics for a Diverse Society 5th Ed + Spss Version 17.0 Chava Frankfort-Nachmias, 2009-11-15 Click on the Supplements tab above for further details on the different versions of SPSS programs. Including the SPSS student version 17.0 software bundled with the Student Resource CD material, this version of the authors' bestselling text uses straightforward prose and emphasizes intuition and common sense as it teaches basic statistics.

The authors incorporate real research examples related to the dynamic interplay of race, class, gender and other social variables throughout. We offer these texts bundled together at a discount for your students.

social statistics for a diverse society: Using IBM SPSS Statistics for Social Statistics and Research Methods William Edward Wagner, 2011 Ideal as a companion to a statistics or research methods text or as a stand-alone guide, *Using SPSS for Social Statistics and Research Methods* shows readers how to use images and directions drawn from SPSS Version 18.0 and now uses the latest version of the GSS (General Social Survey) as a secondary data set. This supplementary text is designed as a manual for SPSS use for social statistics and research methods classes and is an excellent companion to any undergraduate statistics or research methods textbook. It will also serve as a useful reference for those learning to use the SPSS software for the first time. Features and Benefits: • Offers a fully updated graphics chapter that highlights new features available in SPSS 18.0, including information on alternative routes to creating graphics • Includes updated examples, screenshots and tables throughout • Expanded coverage of output interpretation • Refers to several kinds of computer files, including data files, output files and syntax files • Covers a wide range of data analysis topics to help students who are working independently on a research proposal, project or paper.

social statistics for a diverse society: *Using SPSS for Social Statistics and Research Methods* William Edward Wagner, 2009-02-25 *Using SPSS for Social Statistics and Research Methods* is a guide for those interested in using SPSS software to aid in statistical data analysis. It can be used as a companion to a statistics or research methods course, or as a stand-alone guide. It is a useful guide for students working independently on a research proposal, project, or paper. Also, it is an excellent resource for instructors to use with some or all of the lab components of their course. All of the images and directions used in this book are from SPSS version 17.0.


social statistics for a diverse society: *Social Statistics for a Diverse Society Standard Version 5th Ed + Using Spss for Social ...* Ronet Bachman, 2009



social statistics for a diverse society: BUNDLE: Frankfort-Nachmias: Social Statistics for a Diverse Society 7e + SPSS Version 22.0: Chava Frankfort-Nachmias, 2014-08-02 We offer these texts bundled together at a discount for your students. Frankfort-Nachmias: *Social Statistics for a Diverse Society*, Seventh Edition Today's students live in a world characterized by a growing diversity and richness of social differences. In the seventh edition of this popular text book, authors Chava Frankfort-Nachmias and Anna Leon-Guerrero continue to help students learn statistics through real research examples related to the dynamic interplay of race, class, gender, and other social variables. Focusing on the constant intersections between local and global social concerns and methods of inquiry and investigation, this new edition continues to emphasize intuition and common sense while demonstrating the link between the practice of statistics and important social issues. In addition, guides for reading and interpreting the research literature help students understand key statistical concepts, while SPSS demonstrations and a rich variety of exercises help them hone their problem-solving skills. IBM® SPSS® Statistics Base Integrated Student Edition, Version 22.0 This student version is a single-user license that provides affordable access to statistical analysis, modeling and survey research tools that can support your college coursework and enable you to develop the advanced analytical skills employers seek. This program is intended only for academic persons, including students, professors, and other academic professionals for use solely in connection with a course offering. It may only be used in combination with academic textbooks for the sole purpose of teaching and learning analytics. Use of this program is limited to course work as defined by the course syllabus. Any other use of the program is prohibited. Please note that this program may not cover all topics that are covered in the text with which it is bundled. This program is intended to be an introduction to IBM SPSS only. This version of the program: is for a 12-month period, beginning on the date of customer installation; is limited to two installations; does not allow for add on SPSS modules; is limited to 1500 cases and 50 variables; does not allow for SPSS Command Syntax to be used; and does not allow customers to merge or aggregate files.

social statistics for a diverse society: Social Statistics for a Diverse Society + Spss
Version 23.0 Chava Frankfort-Nachmias, 2015

social statistics for a diverse society: *Methods of Family Research* Theodore N. Greenstein, 2006 This text introduces social science research methods to those who consume research in the study of families and children. It deals with research methods from the perspective of the consumer of research, rather than the producer.

Related to social statistics for a diverse society



 12/24
 


[illegible]

WhatsApp - WhatsApp Business

Whatsapp - WhatsApp WhatsApp WhatsApp business WhatsApp business

Sign in - Sign in to check and manage your Microsoft account settings with the Account Checkup

Wizard

Microsoft - Official Home Page At Microsoft our mission and values are to help people and businesses throughout the world realize their full potential

Microsoft account | Sign In or Create Your Account Today - Microsoft Get access to free online versions of Outlook, Word, Excel, and PowerPoint

Office 365 login Collaborate for free with online versions of Microsoft Word, PowerPoint, Excel, and OneNote. Save documents, spreadsheets, and presentations online, in OneDrive

Microsoft - AI, Cloud, Productivity, Computing, Gaming & Apps Explore Microsoft products and services and support for your home or business. Shop Microsoft 365, Copilot, Teams, Xbox, Windows, Azure, Surface and more

Microsoft Sets the Tone for 'Vibe Working' With New Agent Mode 13 hours ago With Agent Mode, Microsoft wants to replicate what 'vibe coding' does for software development

Sign in to your account Access and manage your Microsoft account, subscriptions, and settings all in one place

Microsoft Surface Pro 11 review: Still great after all these years 3 days ago Is the Microsoft Surface Pro 11 (13-inch) worth it? The 2-in-1 tablet-laptop hybrid is still a great product after all these years

Microsoft layoffs continue into 5th consecutive month 8 Sep 2025 Microsoft is laying off 42 Redmond-based employees, continuing a months-long effort by the company to trim its workforce amid an artificial intelligence spending boom. More

Microsoft Support Microsoft Support is here to help you with Microsoft products. Find how-to articles, videos, and training for Microsoft Copilot, Microsoft 365, Windows, Surface, and more

Sign in - Sign in to check and manage your Microsoft account settings with the Account Checkup Wizard

Définir Google comme moteur de recherche par défaut Pour obtenir des résultats de Google chaque fois que vous effectuez une recherche, vous pouvez en faire votre moteur de recherche par défaut. Définir Google comme moteur de recherche par

Définir Google comme page d'accueil - Aide Recherche Google Définissez Google comme page d'accueil pour y accéder chaque fois que vous ouvrez votre navigateur Internet. Modifier votre page d'accueil Choisissez un navigateur parmi ceux

Rechercher sur Google - Aide Recherche Google Conseil 2 : Effectuez une recherche vocale Pour lancer une recherche vocale, appuyez sur le micro . Découvrez comment effectuer une recherche vocale. Conseil n° 3 : Utilisez des mots

Télécharger et installer Google Chrome Installer Chrome Important : Avant de télécharger Chrome, vous pouvez vérifier s'il est compatible avec votre système d'exploitation et les autres configurations système requises

Aide Google Si vous ne parvenez pas à accéder à un produit Google, il est probable que nous rencontrions actuellement un problème temporaire. Vous pouvez consulter les pannes et les temps d'arrêt

Comment Google détermine la langue des résultats de recherche La langue dans laquelle vous saisissez votre recherche est importante. Elle indique à Google si vous souhaitez obtenir des résultats dans une langue différente de celle définie dans vos

Recherche Google en Belgique Quand j'effectue une recherche en Belgique (francophone), je reçois des résultats relatifs à la France. C'est résultats français sont trop nombreux, inappropriés et non utilisables en

Créer un compte Gmail - Aide Gmail - Google Help Créer un compte Remarque : Si vous souhaitez utiliser Gmail pour votre entreprise, un compte Google Workspace vous sera probablement plus utile qu'un compte Google personnel.

Google Chrome downloaden en installeren Chrome installeren Belangrijk: Voordat je Chrome downloadt, kun je checken of je besturingssysteem en andere systeemvereisten worden ondersteund

Naviguer en mode navigation privée Passer en mode navigation privée Important : Lorsque vous

utilisez une fenêtre de navigation privée, vous pouvez naviguer de façon plus confidentielle. Vous pouvez passer d'un onglet de

Back to Home: <https://old.rga.ca>