

re2 remake s rank guide

****Mastering the re2 Remake S Rank Guide: Tips and Strategies to Achieve Perfection****

re2 remake s rank guide is something many players seek when diving into the intense world of Resident Evil 2 Remake. Achieving an S rank is no small feat—it demands precision, speed, and a strategic approach to combat and exploration. Whether you're a seasoned fan returning to Raccoon City or a newcomer aiming to conquer this survival horror masterpiece, understanding the nuances of S rank requirements can elevate your gameplay and unlock the ultimate rewards.

Understanding the S Rank Criteria in Resident Evil 2 Remake

Before jumping into tips and tricks, it's important to grasp what the game considers when awarding ranks. The Resident Evil 2 Remake grading system evaluates players based on three main factors: time, number of saves, and the number of healing items used. To secure that coveted S rank, you need to excel in all three, balancing swift progression with cautious resource management.

Time Taken to Complete the Game

Speed is crucial. The faster you finish the game, the better your time score. However, rushing recklessly often results in more damage taken or unnecessary saves, which can hurt your overall rank. The key is to memorize the map, optimize routes, and anticipate enemy encounters to minimize downtime.

Number of Saves

Saving conserves your progress but also negatively impacts your rank. Each save deducts points, so it's best to save sparingly and strategically. Many players challenge themselves to finish the game with a minimal number of saves, relying on skill and memorization to avoid mistakes.

Use of Healing Items

Healing items like herbs and first aid sprays are essential for survival, but overusing them will drag your rank down. Learning to avoid damage and use healing items only when absolutely necessary will help maintain a high score.

Essential Strategies to Nail the re2 Remake S Rank Guide

Achieving S rank isn't just about raw skill; it's about planning and efficiency. Here are some proven strategies that players swear by to master the S rank challenge.

Memorize Enemy Patterns and Locations

One of the most effective ways to save time and resources is to know where enemies lurk and how they behave. Zombies, Lickers, and other creatures follow specific patrol routes and attack patterns. Familiarizing yourself with these can help you avoid unnecessary confrontations or prepare accordingly to dispatch them quickly.

Master Efficient Inventory Management

Inventory space in Resident Evil 2 Remake is limited, making it vital to manage your items smartly. Prioritize carrying weapons and ammunition that are most effective against the enemies you'll face, and keep healing items to a minimum. Combining herbs to create stronger healing items also saves inventory slots and reduces the number of healing items used.

Optimize Your Route Through Raccoon City

Speedrunning enthusiasts often share optimized paths through the police station, sewers, and other areas. Following these routes ensures you pick up essential items and keycards without backtracking excessively. This not only saves time but also reduces the chance of random encounters that could waste resources.

Combat Tips for Maintaining S Rank Efficiency

Combat in Resident Evil 2 Remake is tense and resource-heavy. To minimize damage taken and healing items used, consider these combat tips.

Use Headshots and Weak Points

Conserving ammo while dispatching enemies quickly is crucial. Aim for headshots or weak points to eliminate threats in fewer shots. This precision reduces the risk of prolonged fights that drain your resources and health.

Know When to Run and When to Fight

Not every enemy encounter requires combat. Sometimes evasion is the better option to save time and resources. Learn which enemies can be bypassed safely and which must be dealt with to progress.

Keep an Eye on Ammo and Reload Wisely

Running out of ammunition at critical moments can force you into dangerous situations. Reload during safe moments and conserve ammo by using melee attacks or environmental hazards when possible.

Leveraging Game Features to Your Advantage

Resident Evil 2 Remake offers various tools and mechanics that can help you in your pursuit of an S rank.

Utilize the Map and Save Room Locations

Keeping track of your position using the map helps you avoid unnecessary detours and backtracking. Additionally, familiarizing yourself with save room locations supports strategic saving, ensuring you don't waste precious save opportunities.

Upgrade Weapons and Use Special Ammo Sparingly

Upgrading weapons improves firepower and reload times, making combat more efficient. Save special ammo types like shotgun shells and magnum rounds for tougher enemies or bosses to conserve regular ammunition.

Replay Scenarios to Perfect Your Run

Practice makes perfect. Replay different scenarios and learn from mistakes to shave off seconds and reduce resource usage. Each run offers a chance to improve your knowledge of enemy placements, item locations, and puzzle solutions.

Common Mistakes to Avoid During Your S Rank

Attempt

Even experienced players can fall into pitfalls that jeopardize their S rank. Awareness of these mistakes can save frustration and improve your chances.

- **Overusing Healing Items:** Don't heal at the slightest scratch. Instead, learn to dodge attacks and manage health carefully.
- **Excessive Saving:** Resist the urge to save every time you reach a safe room. Plan your saves strategically.
- **Poor Route Planning:** Wandering aimlessly wastes time and increases enemy encounters.
- **Ignoring Puzzle Solutions:** Spending too much time on puzzles can cost precious seconds. Familiarize yourself with solutions beforehand.
- **Wasting Ammo on Weaker Enemies:** Save bullets for bigger threats and use melee attacks when appropriate.

Final Thoughts on the re2 Remake S Rank Guide

Achieving an S rank in Resident Evil 2 Remake is a rewarding challenge that combines speed, skill, and strategy. By carefully managing your resources, mastering combat, and optimizing your route, you can unlock the highest ranks and enjoy the full experience the game has to offer. Whether you're chasing leaderboard glory or just pushing your limits, this re2 remake s rank guide provides the foundation to elevate your gameplay and conquer Raccoon City with style.

Frequently Asked Questions

What is the best strategy to achieve an S rank in Resident Evil 2 Remake?

To achieve an S rank in Resident Evil 2 Remake, focus on completing the game quickly, minimizing damage taken, and conserving ammunition by aiming carefully and using melee attacks when possible.

How important is speed in obtaining an S rank in RE2

Remake?

Speed is crucial for an S rank as the game rewards faster completion times. Efficient route planning and avoiding unnecessary combat can significantly improve your time.

Should I avoid combat to get an S rank in Resident Evil 2 Remake?

While avoiding unnecessary combat helps conserve ammo and health, some enemies must be defeated to progress. Balance combat and stealth to maintain health and save time.

What weapons are recommended for an S rank run in RE2 Remake?

Use high-damage, accurate weapons like the handgun and shotgun. Save powerful weapons like the magnum for bosses to conserve ammo and reduce damage taken.

How can I minimize damage to maintain a high rank in Resident Evil 2 Remake?

Learn enemy patterns, use evasion techniques, and keep healing items ready. Avoid taking unnecessary risks and use defensive items like flash grenades to control crowds.

Does using the knife help in achieving an S rank in RE2 Remake?

Yes, using the knife to finish off weakened enemies saves ammunition and can help maintain resources, contributing to better overall performance for an S rank.

Are there any specific routes recommended for an S rank speedrun in RE2 Remake?

Yes, following optimized routes that minimize backtracking and focus on key objectives helps reduce completion time, which is essential for an S rank.

How does inventory management affect my chances of getting an S rank in Resident Evil 2 Remake?

Effective inventory management allows you to carry essential items without wasting space, enabling quicker access to healing and ammo, which supports faster and safer gameplay.

Can I get an S rank if I use all healing items or should I conserve them?

It's best to conserve healing items and avoid damage to maintain a high rank, but using them strategically to prevent death or significant damage is acceptable.

Is there a difference in ranking criteria between Leon and Claire in RE2 Remake?

The ranking criteria are generally the same for both characters, focusing on time, damage taken, and ammo used, but route differences may affect your approach to achieving an S rank.

Additional Resources

****Mastering the RE2 Remake S Rank Guide: Strategies for Optimal Performance****

re2 remake s rank guide is an essential resource for players aiming to achieve the highest performance rating in Capcom's critically acclaimed Resident Evil 2 Remake. Navigating the complex mechanics, time constraints, and survival challenges to secure an S Rank requires not only skill but also a strategic approach tailored to both the Leon and Claire campaigns. This guide delves into the nuances of obtaining the coveted S Rank, analyzing key gameplay elements, and offering actionable advice grounded in a professional and investigative perspective.

Understanding the S Rank Criteria in Resident Evil 2 Remake

The first step in mastering the **re2 remake s rank guide** involves grasping the underlying criteria Capcom uses to evaluate player performance. S Rank is not merely about speed; it reflects efficiency, conservation of resources, and minimal damage taken throughout the campaign.

The game's ranking system assesses players based on three primary factors:

- **Completion Time:** Finishing the game swiftly is crucial, as time thresholds dictate whether a player qualifies for higher ranks.
- **Inventory Management and Resource Usage:** Utilizing ammunition and healing items sparingly influences rank positively.
- **Damage Taken:** Avoiding or minimizing damage contributes significantly to achieving a top-tier rank.

The combined evaluation of these factors determines the final rank, with S Rank awarded to players who exhibit exceptional proficiency across all parameters.

Time Efficiency: The Core of S Rank Achievement

Speedrunning elements are integral to the **re2 remake s rank guide**. To secure an S Rank, players must complete the game within stringent time limits—typically under 2 hours and 30 minutes for Leon and even less for Claire. Time-saving techniques involve memorizing enemy placements, optimizing movement routes, and leveraging safe spots to avoid unnecessary combat.

Notably, the game rewards players who bypass unnecessary encounters rather than engaging every enemy head-on. Employing stealth, strategic evasion, and efficient use of the map's layout can shave crucial minutes off playthroughs.

Resource Conservation: Balancing Offense and Defense

Sparing ammunition and healing items is a hallmark of an S Rank run. Unlike standard playthroughs where players may adopt a more liberal approach to item usage, the **re2 remake s rank guide** emphasizes precise resource management. This entails:

- Using melee weapons or environmental hazards to dispatch enemies when possible.
- Avoiding unnecessary fights that consume ammo.
- Maximizing the value of each healing item by preventing damage through careful movement and timing.

Players often find that mastering inventory management is as critical as combat skills. Efficient item conservation not only aids in maintaining health but also boosts the overall rank.

Campaign-Specific Strategies: Leon vs. Claire

While the core principles of the **re2 remake s rank guide** apply to both protagonists, tactical variations between Leon and Claire's campaigns necessitate tailored approaches.

Leon's Campaign: Aggression Meets Precision

Leon's run often involves more combat encounters, making ammunition management and damage avoidance particularly challenging. To excel:

- Prioritize headshots and weak points to conserve bullets.

- Utilize the knife and environmental traps to reduce ammo expenditure.
- Memorize enemy spawn locations to anticipate and bypass threats efficiently.

Leon's campaign also benefits from aggressive but calculated play, where eliminating certain enemies quickly prevents prolonged engagements that drain time and resources.

Claire's Campaign: Emphasis on Exploration and Puzzle-Solving

Claire's path features more puzzles and less combat than Leon's, shifting the focus toward exploration efficiency and puzzle mastery. Key recommendations include:

- Familiarize yourself with puzzle solutions to avoid time-consuming errors.
- Optimize route planning to minimize backtracking.
- Conserve healing items by leveraging evasion tactics and environmental awareness.

Claire's campaign rewards players who balance cautious navigation with swift progression, ensuring that time benchmarks are met without sacrificing resource management.

Advanced Techniques and Tips for Securing S Rank

Achieving S Rank status is a challenge even for seasoned players. The **re2 remake s rank guide** incorporates several advanced tactics that elevate gameplay efficiency.

Map Mastery and Route Optimization

One of the most effective ways to reduce completion time is mastering the game's intricate map. This involves:

- Memorizing key item locations and safe rooms.
- Planning the most direct routes between objectives.
- Using shortcuts and unlocked doors strategically to bypass lengthy corridors.

By limiting unnecessary detours, players can maintain momentum and avoid encounters that may slow progress.

Combat Avoidance and Stealth Approaches

While some enemies are unavoidable, many can be bypassed with stealth tactics that save time and conserve ammo. Techniques include:

- Timing movements to avoid zombie detection.
- Using the environment to create distractions.
- Exploiting enemy AI patterns to slip past danger zones.

This approach aligns with the resource conservation principle crucial for S Rank attainment.

Inventory and Save Management

Effective inventory management extends beyond item usage to include save file strategy. Players should:

- Use saves judiciously to avoid excessive restarts that increase overall time.
- Manage inventory slots to prevent carrying unnecessary items.
- Combine and upgrade items promptly to optimize space and efficiency.

Strategic saving and inventory handling reduce downtime and enable smoother, faster runs.

Comparative Insights: RE2 Remake S Rank vs. Other Resident Evil Titles

The S Rank system in Resident Evil 2 Remake reflects a broader trend in survival horror games towards rewarding efficiency and mastery. Compared to earlier Resident Evil titles, the remake's ranking mechanism is more nuanced, integrating multiple performance metrics rather than focusing solely on speed.

This multifaceted evaluation encourages players to hone a balanced skill set, combining rapid progression with tactical resource management—a contrast to the more combat-heavy or puzzle-centric ranking systems seen in prior entries.

Moreover, the remake's refined controls and updated AI behavior add layers of complexity, making the S Rank achievement a testament to both player dexterity and strategic planning.

Pros and Cons of Pursuing S Rank

While the pursuit of S Rank offers rewarding gameplay, it is not without trade-offs:

- **Pros:** Enhances replayability, sharpens player skills, and unlocks additional content and achievements.
- **Cons:** Can be demanding and potentially frustrating for casual players due to strict time limits and resource constraints.

Understanding these dynamics helps players set realistic goals and tailor their approach accordingly.

The journey towards mastering the **re2 remake s rank guide** is as much about refining one's gameplay philosophy as it is about technical execution. By blending speed, precision, and resourcefulness, players unlock the full potential of Resident Evil 2 Remake's challenging yet rewarding experience.

[Re2 Remake S Rank Guide](#)

Find other PDF articles:

<https://old.rga.ca/archive-th-088/pdf?trackid=FUF40-4113&title=highly-sensitive-person-elaine-aron.pdf>

re2 remake s rank guide: Resident Evil 2 Official Strategy Guide , 1999 For the first time, the popular Resident Evil series is available to Nintendo 64 fans. This strategy guide includes a walkthrough with strategies to defeat every boss; locations of all the power-ups, weapons, and other important game play items; and secrets and solutions for all the puzzles.

re2 remake s rank guide: Resident Evil Zero Pg Official Strategy David Lind, 2006-10 Note: All Ranks stated are the highest you can achieve. This guide covers HARD mode only (the Hardest). The Walkthrough allows you to EASILY get an S Rank on your 1st (non-practice) play-through of the Main Game with a time of 3:19 Hours while still allowing you to Save 15 Times! A Rank Walkthrough for the Leech Hunter Mini-Game. You'll EASILY complete it in 2 Hours. S Rank Walkthrough for the

Main Game Replay with Unlimited Weapons. You'll EASILY complete it in 2:24 Hours. Secrets. This shows you the Bonuses you can unlock & how to unlock them. Enemies. All Enemies in the game are listed with tips on how you should usually kill/avoid them. Weapons. All Weapons in the game are listed with tips on what Enemies they should usually be used on. You'll be told EXACTLY what Weapon & how much Ammo to use on every Enemy & Boss. You'll be told EXACTLY the maximum amount of Hits you can receive from Enemies. Precise inventory management.

re2 remake s rank guide: *Resident Evil 2 (2019) - Strategy Guide* GamerGuides.com, 2019-04-03 Resident Evil 2 is back and better than ever. A spine-chilling reimagining of a horror classic. Based on the original PlayStation console release in 1998, journey into the heart of Raccoon City as either Leon S. Kennedy or Claire Redfield. The guide for Resident Evil 2 features all there is to see and do including a walkthrough featuring every Raccoon, File, Weapons and more. Including indepth strategies on every enemy and every gameplay mode. Inside Version 1.0 - Full Walkthrough of the main storyline - Coverage of all Collectibles - Trophy/Achievement Guide Version 1.1 - Full walkthrough for The Fourth Survivor and Tofu Survivor - Expert strategies on The Ghost Survivors - Tips on how to achieve S Ranks on all difficulties

re2 remake s rank guide: Resident Evil 2 GGuide, 2019-02-05 Resident Evil 2 might have first released all the way back in 1998, but it's back in business with Capcom's impressive remake in 2019. In this complete Resident Evil 2 walkthrough, we'll be walking you through everything you need to know about the remake before you dive into the nightmare in Raccoon City.

re2 remake s rank guide: Resident Evil 4 Remake The Official Guide Duane S Lewis, 2023-03-26 LATEST GUIDE 2023 If you want a comprehensive strategy guide for The Resident Evil 4 Remake" game . Here are all the Best tips and tricks that we have for you ! ♥♥♥♥♥ The Resident Evil 4 Remake constantly mixes familiarity with surprise. Regardless of whether you've played the original a dozen times across its array of ports over the years, or if you're only now embarking on Leon S. Kennedy's journey for the first time, there is plenty to keep in mind. A few of the elements covered in this guide are similar in nature to the original, but there are a few intertwining mechanics that recontextualize those elements in the remake. As such, here are some vital tips for your time in the Resident Evil 4 remake, covering combat, exploration, and, of course, the ever-enigmatic merchant. Whether you've played the original or not, there are some fundamental strategies that will make it much easier to survive the game's many terrors. Read on for classic tips and important new tactics!



























re2 remake s rank guide: Resident Evil 4 Remake GamerGuides.com, 2023-04-01 Resident Evil 4 joins Leon S. Kennedy six years after his hellish experiences in the biological disaster of Raccoon City. His unmatched resolve caused him to be recruited as an agent reporting directly to the president of the United States. The guide for Resident Evil 4 Remake features everything you need to know to survive the horror! Learn how to solve some of the trickiest puzzles, find every weapon, defeat every boss, and clear every difficulty! - A deep dive on all of the game's mechanics - Information on the best weapons - Coverage of all requests - Where to find all treasures - In-depth walkthrough covering all bosses and puzzles - Tips & Tricks on how to get S-Rank in the shooting range - How to obtain the Platinum Trophy

re2 remake s rank guide: Resident Evil 4 Remake Strategy Guide Harald Hjorth, 2023-06-16 Welcome to the Resident Evil 4 Remake Strategy Guide Welcome to the game guide for Resident Evil 4 Remake, the stunningly-remade version of the classic 2005 survival horror game. This guide is packed with everything you need to know to survive your journey through the Spanish countryside, from a detailed walkthrough of the main campaign to comprehensive tips and strategies for every enemy, puzzle, and boss. Whether you're a seasoned RE veteran or a new player to the series, this guide has something for you. We'll walk you through every step of the way, from the opening moments in the village to the final showdown with Saddler. We'll also provide you with all the information you need to collect every item, unlock every achievement, and achieve the highest possible rank. So what are you waiting for? Start reading and let's get started!

re2 remake s rank guide: Metal Gear Rising: Revengeance - Strategy Guide

GamerGuides.com, 2015-11-07 - The location of every single Men in Boxes, Data Storage, VR Terminal and Left Hand ID collectable - Main story completed from start to finish on Hard difficulty! - Strategies for every boss and ranked battle. - Killer tips for getting that elusive S-Rank on every battle - All 20 VR missions covered. - Full Achievement and Trophy list. - Learn how to slice and dice your opponents like a pro!

re2 remake s rank guide: Totally Unauthorized Guide to Resident Evil 2 Ronald Wartow, Christine Cain, Brady Games, 1997-08 This guide includes step-by-step walkthroughs of every eerie level of this sequel to the bestselling hit game, plus locations of all the power-ups, weapons and other important gameplay items. With an overhauled game engine, Resident Evil 2 includes more monsters, better graphics, and even more intense gameplay than the first game.

re2 remake s rank guide: Resident Evil 4 Remake Official Companion Guide & Walkthrough Lofife, 2023-10-23                           This is the most comprehensive and only detailed guide you will find. Our Resident Evil 4 Remake game guide will help you survive the Las Plagas nightmare as Leon S. Kennedy. We have prepared an extensive FAQ with explanations of the most important gameplay mechanics and locations of all collectibles so that you can discover 100% of RE4's treasures. Our interactive map has the locations of all the secrets and puzzles.

re2 remake s rank guide: Resident Evil 3 Remake Kizikay Dunham, 2020-05-14 Resident Evil 3 Remake is primarily based at the very famous survival horror Resident Evil 3 Nemesis, which debuted in 1999 on PlayStation. The remake isn't a 1:1 reproduction of the original game. Some activities and mechanics are close, but there's additionally a lot of latest features. The game, of course, is absolutely adapted to fashionable standards - the action is discovered from the third-man or woman perspective, and the playable characters have a rich set of moves that assist you stay alive. The ruthless and effective Nemesis returns in Resident Evil three Remake. The main antagonist plays the identical position as he did within the original - Nemesis preys on members of the S.T.A.R.S. group throughout the sport. The remake gave him a few completely new actions and items. This guide has all the factors to boost the player's skill set and knowledge, pro players will be taking notes from all the tips and tricks this guide has to offer. This guide for Resident Evil 3 Remake can be treated as a total survival reference supportive in finishing the game and finding every one of its mysteries. The RE3 remake incorporates numerous stages and fights like those found in the first form from 1999. Be that as it may, it additionally offers totally new scenes, areas, and things. Therefore, the guide ought to be helpful not just for the individuals who haven't played the first game yet additionally for experienced players who have finished Resident Evil 3 Nemesis.

re2 remake s rank guide: Resident Evil 2/resident Evil 3 Nemesis Mark Androvich, Michael Knight, 2003 Two Games . . . One Guide! Resident Evil 2: Walkthroughs for Leon and Claire Every secret uncovered Killer maps Information on every monster, item, and weapon Extreme Battle Mode covered Resident Evil 3 - Nemesis: Walkthrough for each level in Raccoon City Complete items list, showing locations and functions Mixology Chart shows how to create more powerful herbs and ammo Game Secrets revealed

re2 remake s rank guide: Resident Evil Damien Waples, 2007-11-13 -At-a-glance maps detail every item, alternate path, and secret room -Complete transcripts of the Umbrella files: Gain a deeper understanding of the people, places, monsters, and events involved in the outbreak. -Unlock infinite ammo, open every level, obtain all the special items, and more. -The ranking system exposed: Learn how to earn an S on every level. -All hidden file locations revealed. -Strategy to defeat every infected creature and bio-organic weapon in the game. -Weapon stats and upgrade tables.

re2 remake s rank guide: Resident Evil 4 Remake Herman Dalgaard, 2023-04-07 Welcome to the ultimate guide for Resident Evil 4 Remake, the definitive survival horror game that has captivated audiences for years. Whether you're a fan of the original or new to the series, this guide will provide you with everything you need to know to survive the horrors of this intense game. Inside, you'll find expert strategies for taking on

hidden secrets and unlockables that will add a new level of excitement to your gameplay. This guide is the perfect companion for both casual players and hardcore fans who want to explore everything that Resident Evil 4 Remake has to offer. With its detailed instructions and comprehensive coverage, you'll be able to navigate the game's challenging puzzles and survive the dangers lurking around every corner. So what are you waiting for? Grab your copy of this guide and get ready to embark on an unforgettable journey through the terrifying world of Resident Evil 4 Remake. Whether you're playing for the first time or looking to hone your skills, this guide has everything you need to become a master of survival horror.

re2 remake s rank guide: *Resident Evil: Revelations 2 - Strategy Guide* GamerGuides.com, 2015-11-07 Set between Resident Evil 5 and Resident Evil 6 and six years after the original Resident Evil Revelations, Claire Redfield makes a comeback as one of the protagonists of Resident Evil Revelations 2. Along with Barry Burton, former S.T.A.R.S. member, his daughter Moira Burton and a survivor of the previous game Natalia Korda. Control all 4 characters. 2 pairs of heroes, 2 stories. Follow Claire and Moira who have limited ammo and try to investigate the mysterious Tower while Barry and Natalia approach it in search of them. Does it have any relation to previous Resident Evils? Just who is behind the attack in the island? The guide covers the following: - Detailed walkthrough of all 4 Episodes from start to finish. - Detailed collectible locations (Kafka Drawings, Insect Larvae and Tower Emblems) with pictures showing you the exact location of each one. - Available Trophies/Achievements in each Mission so you don't miss a single one.

re2 remake s rank guide: Resident Evil 2 Fred Owens, 2020-01-04 A spine-chilling reimagining of a horror classic - Based on the original PlayStation console release in 1998, the new game has been completely rebuilt from the ground up for a deeper narrative experience A whole new perspective - New over-the-shoulder camera mode and modernized control scheme creates a more modern take on the survival horror experience and offers players a trip down memory lane with the original gameplay modes from the 1998 release Terrifyingly realistic visuals - Built on Capcom's proprietary RE Engine, Resident Evil 2 delivers breathtakingly photorealistic visuals in 4K whilst stunning lighting creates an up-close, intense and atmospheric experience as players roam the corridors of the Raccoon City Police Department (RPD) Face the grotesque hordes - Zombies are brought to life with a horrifyingly realistic wet gore effect as they react in real time taking instant visible damage, making every bullet count Iconic series defining gameplay - Engage in frenzied combat with enemies, explore dark menacing corridors, solve puzzles to access areas and collect and use items discovered around the environment in a terrifying constant fight for survival See favorite characters in a whole new light - Join rookie police officer Leon S. Kennedy on his first day in the job and college student Claire Redfield, who is searching for her brother amidst a terrifying zombie epidemic Step into the rookie shoes of both heroes - Enjoy separately playable campaigns for both Leon and Claire, allowing players to see the story from both characters' perspective

re2 remake s rank guide: Metal Gear Rising James Price, 2013 Exclusive to the Collector's Edition • A 16-page character gallery with background from the development team presenting the artistic choices they made in creating each game character. • Includes a sequentially numbered lithograph created by Yoji Shinkawa printed in high-quality, textured paper. • A Collector's Edition hardcover. Written in conjunction with Kojima Productions and Platinum Games in Japan, this is the fifth Metal Gear guide developed by Piggyback. The 100% complete Walkthrough covers every step of the game and takes players through every combat encounter and boss battle, focusing on reaching the maximum S-rank on all difficulty levels, including the ultimate Revengeance mode. Highest quality screenshots relay battle strategies supported by annotated, top-down maps revealing the location of all collectibles. Reference & Analysis: A comprehensive tool offering in-depth analysis for all systems in the game including Combat, Moves & Combos, Customization, Weapons & Items, Enemies (with expert strategies to overcome each), and Achievements & Trophies. The Extras chapter covers maximum-score walkthroughs for all VR missions, all optional Codec conversations, all Easter eggs and Checklists for all unlockable Bonuses & Titles with details on how to unlock each. Quick-search, user-friendly tab system and a comprehensive alphabetical index. Includes

unique, not-yet-seen, official artworks.

Related to re2 remake s rank guide

Resident Evil 2 - Wikipedia Resident Evil 2 is a third-person survival horror game which features the same basic gameplay as its predecessor, Resident Evil

Save 75% on Resident Evil 2 on Steam Using Capcom's proprietary RE Engine, Resident Evil 2 offers a fresh take on the classic survival horror saga with breathtakingly realistic visuals, heart-pounding immersive audio, a new over

Resident Evil 2 (2019) It is a remake of 1998's Resident Evil 2, [1] described by Capcom as a "reimagining" and first announced on 12 August 2015 by Yoshiaki Hirabayashi and released worldwide on 25 January

Capcom: Resident Evil 2 Official Site August 13, 2023 Notice of Update Distribution August 13, 2023 The following updates have been made to Resident Evil 2. [Steam]- Added Latin American Spanish as a display language. -

Walkthrough - Resident Evil 2 Remake Guide - IGN IGN's Resident Evil 2 Remake walkthrough and strategy guide will lead you through every step of the game from the title screen to the final credits, including every

Resident Evil 2 Remake: Walkthrough & Strategy Guide Welcome to the Resident Evil 2: Strategy Guide & Walkthrough! Here you will find everything to know about RE2, including story walkthrough, items and weapons, latest news,

RESIDENT EVIL 2 - Official PlayStation™ Store US Witness the return of Resident Evil 2. To play this game on PS5, your system may need to be updated to the latest system software. Although this game is playable on PS5,

Resident Evil 9 Aims To Be More Like RE2 - Kotaku 22 hours ago As one of the longest-running survival horror series, Resident Evil has had somewhat of an identity struggle over its many years. Some entries have been more action

Resident Evil 2 on Face your fears in this terror-filled classic edition of Resident Evil™ 2 for PC containing more horror, more mutant creatures and more evil than before. □□□□□□□□□□□□□□□□

Resident Evil 2 (2019 video game) - Wikipedia Resident Evil 2[a] is a 2019 survival horror game developed and published by Capcom. A remake of the 1998 game Resident Evil 2, it was released for PlayStation 4, Windows, and Xbox One

Back to Home: <https://old.rga.ca>